

**Bonjour!
and
Bienvenue!
to
Petit Poucet's first Workbook.**

I hope you and your child will enjoy the different activities included in this book.

You will be able to help your child with their progress as this book follows the same order as the lessons week after week. So that you can practice French with your child and to aid you with the pronunciation, I have put a phonetic transcription under each sentence or word.

You will also find some tips at the end of each activity to help your child learn while still having fun

Hope you enjoy it!!!

Elodie Camiah

Elodie Camiah
Petit Poucet
June 2004

Petit Poucet 4, Benhill Road, Sutton, Surrey SM1 3RL
0208 642 5828 - 07957 972 355
www.petitpoucet.co.uk
info@petitpoucet.co.uk

This workbook is for private use only and not to be photocopied, used in classrooms or hired without Petit Poucet's prior consent

Petit Poucet



Check-list

Tick the box once you have completed each activity

Le temps qu'il fait

Les couleurs

Les chiffres

Comptine

Les jours de la semaine et les mois de l'année

La famille

Comment ça va ?

J'ai faim, j'ai soif

Les transports

J'ai chaud, j'ai froid

Les bananes song



LE TEMPS QU'IL FAIT

Luh tahng keel fay

Il fait beau (Eel fay bow)



Il pleut (Eel pluh)



Il y a des nuages (Eel ee ya day new-az)



Il y a du vent (Eel ee ya dew vahng)



Il neige (eel nayz)






TIP : Whenever you take your child out, ask him to tell you what the weather is like in French.

Petit Poucet



LES COULEURS

Lay kew-luh-r

Rouge (rewz)	
Jaune (z-own)	
Vert (vayr)	
Bleu (bluh)	
Orange (oh-ranhg-zuh)	
Rose (roz)	
Violet (vee-o-lay)	
Marron (ma-rohng)	



TIP: everyday, show your child a different object and say what the colour is in French. You can also have a 'rouge' day where your child will have to say 'rouge' whenever he sees something that is red.

Petit Poucet






ROUGE

COLORIES CE QUI DOIT ETRE ROUGE (COLOUR IN WHAT SHOULD BE RED)



JAUNE

COLORIES CE QUI DOIT ETRE JAUNE (COLOUR IN WHAT SHOULD BE YELLOW)



LES CHIFFRES

lay shee-fr

Un (uhng)	1
Deux (dhu)	2
Trois (trwa)	3
Quatre (katr)	4
Cinq (suhng)	5
Six (sees)	6
Sept (sayt)	7
Huit (ew-eet)	8
Neuf (nuh-f)	9
Dix (dee-s)	10
Onze (ohng-z)	11
Douze (dew-z)	12
Treize (tray-z)	13
Quatorze (ka-tor-z)	14
Quinze (kuhng-z)	15



LES CHIFFRES - EXERCICE

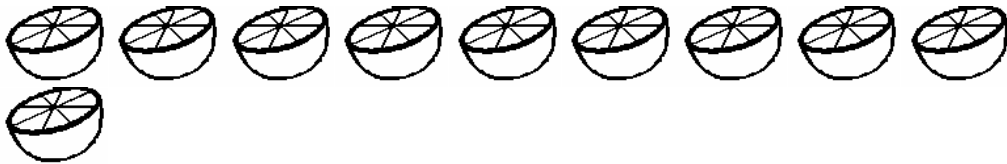
Colories trois pommes en rouge (colour 3 apples in red)



Colories cinq bananes en jaune (colour 5 bananas in yellow)



Colories sept oranges en orange (colour 7 oranges in orange)



Colories deux poires en vert (colour 2 pears in green)



Comptine (Rhyme)

You need to hide your thumb in your hand and with the other hand, knock on your fist

TOC, TOC, TOC - tok, tok, tok

TOC, TOC, TOC

Qui est là ? (who is there ?) - ki ay la

Chut ! Je dors !! (pretend to sleep) - shewt zuh dor

TOC, TOC TOC

Qui est là ?

Chut ! Je mange ! (pretend to eat) - shewt zuh mahng-z

TOC, TOC, TOC

Qui est là ?

Chut ! Je bois ! (pretend to drink) - shewt zuh bwa

TOC, TOC, TOC

Qui est là ?

Bonjour, c'est moi Monsieur Pouce (show your thumb around pretending it is a puppet) - bohng-jewr, say mwa muh-see-uh poos



Les jours de la semaine et les mois de l'année

lay zew-r duh la suh-main ay lay mwa duh lanay

LUNDI MARDI MERCREDI JEUDI VENDREDI SAMEDI DIMANCHE
Luhng-dee mar-dee mayr-kruh-dee zuh-dee vahng-druh-dee sa-muh-dee deem-ahnsh

JANVIER FEVRIER MARS AVRIL MAI JUIN
Zhang-vee-yai fay-vree-yay marsss avreel may zew-uhng

JUILLET AOUT SEPTEMBRE OCTOBRE NOVEMBRE
Zew-ee-ay ewt sayp-tahng-brrr oktobrerrr nov-ahng-brrrrr

DECEMBRE
Dayss ahngbrrr

Tip : everyday ask your child ? what is the day in French? C'est lundi? C'est mardi?....

Petit Poucet




LA FAMILLE

La fam-ee


Papa
Papa

maman
mamahng

grand-père
grahng-payr



La soeur
Suh-r



Le frère
frayr

La grand-mère
Grahng mayr



le bébé
baybay

Petit Poucet



JE DESSINE MA FAMILLE

Ask your child to draw your family

Tip: when you call a member of your family or when you are going to see them, refer to them as the French word (we're going to see grand-père today!!) It will soon become a game that your child will love.

Petit Poucet



COMMENT CA VA? (KO-MAHNG SA VA - HOW ARE YOU)

Ca va bien! (sa va bee-uhng)



Ca va mal ! (sa va mal)



Comme ci, comme ça (kom see, kom sa)



Je suis en colère (zuh swee ahng kolay-r)



Je suis fatigué (zuh swee fatee-gay)






J'AI FAIM, J'AI SOIF

(zay fuhng, zay swaf)

I'M HUNGRY, I'M THIRSTY

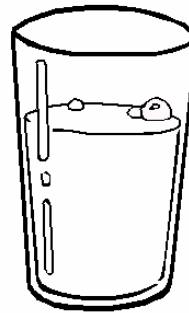



Tip : when dinner time comes, ask your child : J'ai faim? J'ai soif?

Petit Poucet



Ask your child to look at each picture and say if it makes them hungry (j'ai faim) or thirsty (j'ai soif)



LES TRANSPORTS

(lay trahng-sporr)
Transports

L'avion (avee-ohng)



La voiture (vwa-tew-r)




Le bateau (bato)



Le train (truhng)



Colories les transports qui ont des roues (colour in transports that have wheels)



Petit Poucet



J'AI CHAUD
(zay sho)



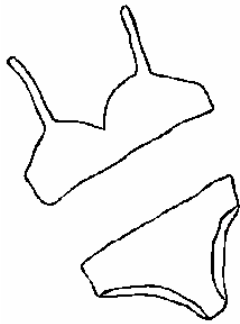


J'AI FROID
(zay frwa)






J'AI FROID (colour in the clothes you wear when you are cold)



J'AI CHAUD (colour in the clothes you wear when you are hot)



This song is to be sung to the Frère Jacques tune

LES BANANES

Lay baa naa ne
bananas

Les bananes, les bananes

Lay baa naa ne, Lay baa naa ne
Bananas, bananas

J'adore ça, j'adore ça

Zaa door sa, zaa door sa
I love them, I love them

Les bananes sont bonnes

Lay baa naa ne song bon
Bananas are good

Les bananes sont bonnes

Lay baa naa ne song bon
Bananas are good

Un, deux, trois

Un, de, trwa
One, two, three

Une pour moi

Oone poor mwa
One for me

